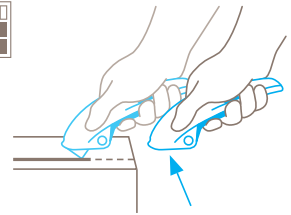


## TECHNICAL DATA SHEET

### SECUPRO MARTEGO NO. 122001

#### Safety technology



#### Fully automatic blade retraction – a very high degree of safety

The fully automatic blade retraction of the SECUPRO MARTEGO guarantees a very high degree of safety from cut injuries. The blade withdraws into the handle immediately after leaving the material being cut. Even when the lever is still being squeezed.



#### SQUEEZE-LEVER KNIFE WITH FULLY AUTOMATIC BLADE RETRACTION FOR ALL NORMAL CUTTING JOBS.

Order No. 122001.02

#### For highest demands.

A cutting tool in which function and design go hand in hand? Meet SECUPRO MARTEGO, our prize winning lockable cutter with fully automatic blade retraction. Get used to the word “very” in its presence: it’s very safe, very robust, very ergonomic, very versatile, and made to very high standards. This cutter is not only suitable for both right and left-handed users, but also for those with larger hands.

#### Perfect handling

The advantages of the SECUPRO MARTEGO lie in your hands. The curved and lockable housing, the soft-grip for better handling, the “pre-set” cutting edge; these three factors guarantee an ergonomic experience.

#### 4-edged blade

The Solingen quality blade, with its four sharp edges, can be rotated multiple times. It’s worth it! In the meantime, a relatively small cutting depth protects your goods from unnecessary damage.

#### Change safely

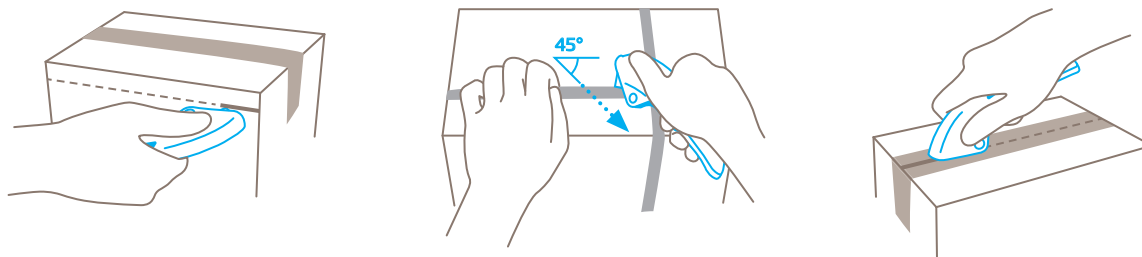
When you do need to change the blade, you can do so without any additional tools. Here, the “pull” of the SECUPRO MARTEGO is revealed: the integrated magnet ensures that the blade cannot fall out.

#### Everything under control

It’s all about aluminium. The powder-coated metal body not only contributes to the SECUPRO MARTEGO’s extraordinary design. It credits the cutter with extreme robustness and durability.





#### Blade lock for extra protection

Your SECUPRO MARTEGO accompanies you on your job at every cut and turn? Glad to hear it. But always press the blue activator when you’ve finished cutting! This way the blade cannot make a surprise appearance.













## PRODUCT FEATURES

### Technical features

 Very high safety	 Safer blade change (with magnet)	 Tool-less blade change	 Very abrasion resistant
 Very ergonomic	 Safety lock	 4-times usable blade	 Extended blade length
 Cutting depth	 Soft-grip	 For right and left hander	 Printable for promotional purposes

### Main cutting materials

 Cardboard: up to 2-ply	 Plastic strapping band	 Tape	 Slabbing material off a roll
 PVC	 Wrapping, stretch, and shrink foil	 Layers of foil or paper	 Yarn, cord
 Bagged goods	 Textile, material		

### Installed blade



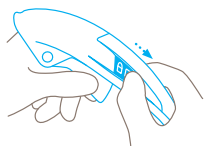
**NO. 92**  
0.40 mm, deep-edged

### Optional blade




**NO. 192**  
0.40 mm, stainless, deep-edged

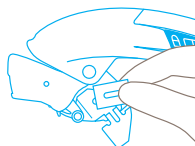
## BLADE CHANGE



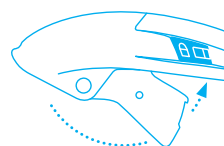
Lock your cutting tool and pull back the small **black blade-change button**.



**Swing the lever out** of the handle and flip open the blade cover.



Now you can either **rotate or replace the blade**. Please close the blade cover again.



Finally, push the lever back into the handle until you **hear it click into place**.

## SERVICES OFFERED



Safety poster



Training video



Technical data sheet



Consulting service

## PRODUCT AND PACKAGING DETAILS

Order No.	NO. 122001.02	Packaging unit	1 in single unit box
Knife size (L x W x H)	155 x 18 x 48.5 mm	Size Single unit box	160 x 22 x 58 mm
Weight knife	105 g	Weight single unit box	124.0 g
Main material	Aluminium	EAN Code single unit box	4002632920073
Extended blade length	11.5 mm	Quantity in outer pack	10 knives
Cutting depth	9 mm	Size outer pack	120 x 120 x 165 mm
		Weight outer pack	1309.9 g
		EAN Code outer pack	4002632996399

## SAFETY CERTIFICATE

Date of issue	15.06.2012
Certificate	GS certificate NO. S 60077225

### Certificates and awards



## SECURITY ADVICE

To ensure that you use your new MARTOR knife safely and most effectively, please read and note the following user-instructions. Please keep the written guide in a safe place so that you can access it at any time.

**1. General application instructions:** Please use the product carefully for cutting work only and not for any purposes other than those that are intended. Please take the correct handling and the proper use of the knives into account in this regard.

**2. Special application instructions to avoid the danger of injuries:** Only use knives that are in perfect condition and have sharp, clean and undamaged blades. employ the utmost care when handling the knives.

CAUTION: The blade is sharp and can result in serious and deep cuts. Therefore, never reach into the blade! To reduce the danger of injuries, hold the hand that is being used to restrain and stabilise the cutting base in such a manner that the restraining hand or even other body parts are not endangered in the event that the knife slips.

**3. Replacement of spare parts:** Replace any blades that become dull at the right time! Use only the replacement blades available at MARTOR for this purpose. Dispose of old blades in a proper fashion. They should not be placed in a waste paper bin, as this poses a considerable danger of injuries. Never perform any repairs yourself. If the knife displays signs of aging or other wear, e.g. function problems when changing the blade or in the handling of the blade pushers, then it must be rejected and replaced with a new one. Any modifications or manipulations to the product are prohibited, as they impair the product safety. CAUTION: There is an extremely high danger of injuries here!

**4. Non-use of the knife:** Always secure the blade in such a way that injuries due to cuts are excluded. Store the knife in a secure place.

**5. Care instructions:** Always keep the knife clean and do not expose it to unnecessary humidity to safeguard a long service life.

**CAUTION:** No liability will be assumed for consequential losses. Subject to technical changes and errors! This knife does not belong in the hands of children!

## ACCESSORIES

---

### BELT HOLSTER M WITH CLIP

NO. 9921



What do you do with your cutting tools when you are not actually using them? The MARTOR BELT HOLSTER M is a robust holder that allows you to carry all midsize MARTOR cutters as well as our safety scissors at all times. In addition, the interior and exterior pockets are designed to allow you to load different tools: for example you can carry an extra cutter, a pen and a pack of blades. The MARTOR BELT HOLSTER is the ideal place to stow your tools safely when moving from A to B - and have them at hand, as soon as they are required.

### USED BLADE CONTAINER


NO. 9810



You can fill the USED BLADE CONTAINER with the content of your SAFEBOX. Or directly with your used blades. When the box is full, turn the lid until it shuts. Now the box cannot be reopened. The next step is to safely and completely dispose of the filled USED BLADE CONTAINER.

### WALL MOUNT BRACKET USED BLADE CONTAINER

NO. 9845



Include it in your order now! With this mounting bracket you can fix your USED BLADE CONTAINER to a central location. Use the clamp and screws and nuts supplied with the product to attach it to either a pipe or a rod.

### SAFEBOX

NO. 108000



The SAFEBOX is large enough to store a large number of used blades safely. And at the same time, it is compact enough to carry with you. The two slits are not only used for filling, but also to „shorten“ your snap-off blades. When your SAFEBOX is full, empty it into your USED BLADE CONTAINER.

---

## MANUFACTURER

MARTOR KG | Lindgesfeld 28 | 42653 Solingen | Germany

T +49 212 73870-0 | F +49 212 73870-90 | [info@martor.de](mailto:info@martor.de) | [www.martor.com](http://www.martor.com)