

TECHNICAL DATA SHEET

IMPULSE grey Easy ESD S1 No. 71245


Sz. 36 - 47



LABELLING ACCORDING TO STANDARD

Standard for safety footwear EN ISO 20345:2022 S1	Basic requirement for S1: A Antistatic shoe - E Energy absorption in the heel - Closed heel area
Additional requirements	FO FUEL RESISTANCE SR SLIP RESISTANCE on ceramic tile with glycerine.



FORM



Safety sandal 	Form A - in size 42, the upper height must not exceed 11.2 cm.
--	--

AREAS OF APPLICATION

Areas of application	Dry work areas Industry, storage, transport, assembly etc. (S1) Areas where there is a risk of electrostatic discharge (ESDS/ESD) E.g. airports, airplane construction, automobile manufacturing No scratches from metal parts Close to induction loops / metal detectors
----------------------	--

FEATURES

ESD equipment	Thanks to its excellent discharge capability, the shoe is suitable for work in ESD sensitive or electrostatically protected areas (EPA). The shoes comply to the standard 61340-5-1.	
Sizes (unisex model)	<ul style="list-style-type: none"> Expanded size range: available in sizes 36 - 47 	
Certification in accordance with DGUV rule 112-191	<ul style="list-style-type: none"> Certified for orthopaedic inserts 	

FEATURES	
Low weight	<ul style="list-style-type: none"> • Use of a composite toe cap and a metal-free puncture protection • Comfortable
Padded upper edge	<ul style="list-style-type: none"> • Excellent wearing comfort: the padded upper edge protects the Achilles tendon.
Padded tongue	<ul style="list-style-type: none"> • Excellent wearing comfort: The tongue prevents pressure marks.
Perforated upper	<ul style="list-style-type: none"> • The perforation supports an optimum air circulation inside the shoe and thus contributes to a pleasant wearing comfort.
Reflective material	<ul style="list-style-type: none"> • Good visibility in the dark 
Hook-and-pile fastener	<ul style="list-style-type: none"> • Can be opened and closed easily and quickly • Individually adjustable for optimal adaptation to the foot • Improves the comfort and fit
Biomex Dynamics® Technology 	<p>When looking at joints, muscles and bones, the human foot follows certain movement patterns while walking. Our Biomex Dynamics outsole supports these and enables a dynamic forward movement inside the shoe, which is identical to the congenital walking movement.</p> <p>Guiding element: The decoupling guide elements parallel to the S-shaped rolling line support the torsion and therefore the rolling dynamic of the front and rear foot.</p> <p>The midsole is heightened on the inside and thus prevents pronation (walking on the inside of the foot).</p>
No metal or leather	<ul style="list-style-type: none"> • Low weight • Suitable for work areas sensitive to metal • Does not trigger metal detectors • Use around induction loops is possible • Suitable for persons allergic to leather
UPPER MATERIAL	
Microfibre	<ul style="list-style-type: none"> • Synthetic material • Particularly soft • Retains its shape • Tear-resistant • Quick drying • Abrasion-resistant and light
LINING	
Breathable fabric lining	<ul style="list-style-type: none"> • Climate-regulating • Good ventilation • Skin-friendly • High absorption and emission of moisture
Heel pocket lining	<ul style="list-style-type: none"> • The abrasion-resistant microfibre material is particularly sturdy and provides for a pleasant wearing comfort.

TOE PROTECTION CAP

Composite toe cap



- Protection against impacts of min. 200 joules and pressure loading of min. 15 kN
- Permanent edge coverage for cushioning
- Ergonomically shaped
- Comfortable toe room
- Good coverage of the little toe area
- Low weight - weighs less than conventional steel caps
- 100% metal-free
- 100% anti-magnetic

INLAY SOLE

Semi-orthopaedic inlay sole ESD



- ESD EQUIPMENT: Protection against electrostatic discharge (ESD). The full-length, exchangeable inlay sole is conductive and designed for the use in ESD safety footwear according to the standards DIN EN ISO 20345 and DIN EN 61340-5-1.
- The sole's footbed is tailored to the fit of the shoe as well as to the natural, intact longitudinal arch of the foot.
- The improved heel damping is kind to the entire musculoskeletal system – from foot to spinal column.
- Improvement of the shoe climate thanks to the PU foam's open cell structure. So the foot is always kept comfortably dry.
- The extreme softness of the PU foam absorbs shocks on impact and increases walking comfort.

INSOLE

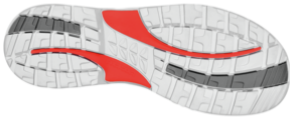
ESD soft-fleece insole

ESD equipment: Protection against electrostatic discharge (ESD), and without using additional means fulfilling a bridge function to the outsole.

- Approximately 50 % lighter than comparable soles made of natural materials
- Flexible and shape-retaining
- Good air permeability
- Excellent wear resistance
- High moisture absorption
- Quick drying (virtually overnight)

OUTSOLE

BIOMEX DYNAMICS
double-density sole with
profile



- S-line shaped configuration of the tread blocks, for an ergonomic foot roll
- Contrasting colours for dynamic design
- Excellent slip resistance
- Antistatic

Outsole: TPU (thermoplastic polyurethane)

- Colour: lightgrey, with coloured inserts
- Profile depth: 4.0 mm
- Particularly abrasion-resistant
- Heat-resistant to approx. 130°C
- Flexible at cold temperatures to approx. -30°C
- Oil and fuel resistant

Midsole: PU (polyurethane)

- The soft PU core provides a good impact absorption and high wearing comfort